

A One-Size-Fits-All Checklist to Help You Prep for Guests

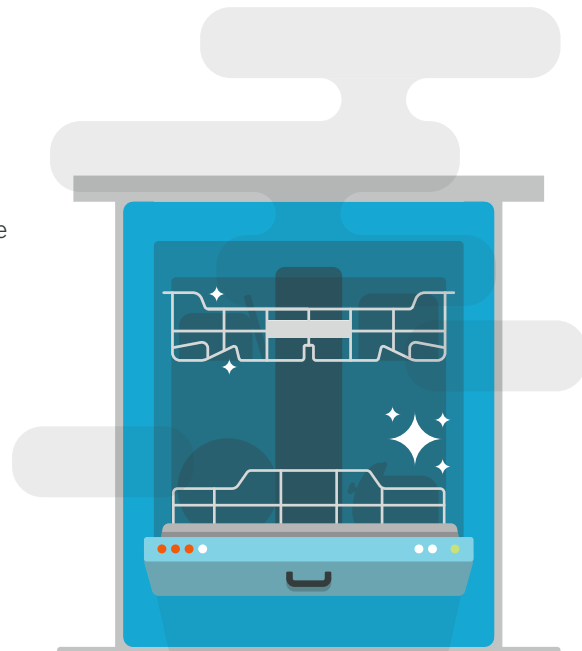
Whether you've got a single day or a month, your house will be ready.

Guests arrive: ____ / ____ / ____ Start: ____ / ____ / ____



72 Hours to Go

- Declutter.
- Focus on the kitchen.
 - Toss stove burners, drip pans, and knobs into the dishwasher for an easy deep clean.
 - Wash kitchen cabinet fronts.
 - Scrub the floor.
 - Clean and shine appliances.







48 Hours to Go

Start: _____ / _____ / _____

- Clean and sanitize garbage cans to banish mystery smells.
- Wipe down door knobs, faceplates, and light switches. They're germ magnets.
- Clean the front door.
- Deep clean the bathroom your guests will use.
- Wash guest towels and linens.





24 Hours to Go

Start: _____ / _____ / _____

- Declutter.
- Wipe down bathrooms.
- Wipe down the kitchen.
- Do all the floors: mop, vacuum, sweep, etc.
- Add final touches to guest rooms and guest baths:
 - Make guest beds and set out clean towels.
 - Plug in night-lights.
 - Put out toiletries so they're easy to find.
 - Add a coffee or tea station.



- Get your favorite smell going, whether it's a scented candle, spices in water on the stove, or essential oils.
- Use rubber gloves to wipe off pet hair and dust from furniture. It works.
- Do the full red carpet: Sweep or shovel porch, steps, and outdoor walkways.



houselogic |

Made possible
by REALTORS®



@HouseLogic



@HouseLogic